

STANDARD UNWIND ROLL CHART

1

UNWIND DIRECTION #1

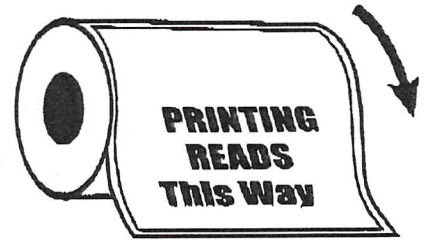
Label on OUTSIDE of roll.
Copy printed ACROSS the roll.
Top of label OFF FIRST.



2

UNWIND DIRECTION #2

Label on OUTSIDE of roll.
Copy printed ACROSS the roll.
Bottom of label OFF FIRST.



3

UNWIND DIRECTION #3

Label on OUTSIDE of roll.
Copy printed WITH the roll.
Right Side of label OFF FIRST.



4

UNWIND DIRECTION #4


Label on OUTSIDE of roll.
Copy printed WITH the roll.
Left Side of label OFF FIRST.



5

UNWIND DIRECTION #5


Label on INSIDE of roll.
Copy printed ACROSS the roll.
Top of label OFF FIRST.



6

UNWIND DIRECTION #6

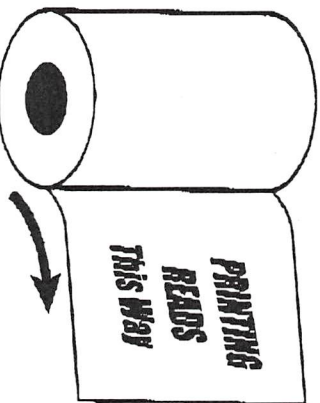
Label on INSIDE of roll.
Copy printed ACROSS the roll.
Bottom of label OFF FIRST.



7

UNWIND DIRECTION #7

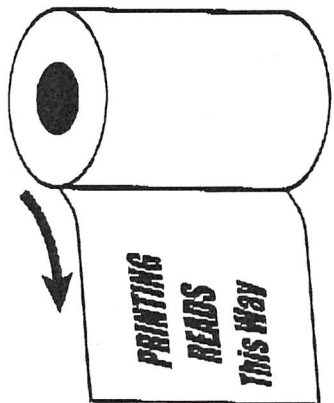
Label on INSIDE of roll.
Copy printed WITH the roll.
Right Side of label OFF FIRST.



8





UNWIND DIRECTION #8

Label on INSIDE of roll.
Copy printed WITH the roll.
Left Side of label OFF FIRST.







Label Copy Position Chart

Copy positions: 1-4 labels wound out

 <p>1.</p>	<p>Top of copy dispenses first.</p>	 <p>2.</p>	<p>Bottom of copy dispenses first.</p>
 <p>3.</p>	<p>Right side of copy dispenses first.</p>	 <p>4.</p>	<p>Left side of copy dispenses first.</p>

Copy positions: 5-8 labels wound in

 <p>5.</p>	<p>Top of copy dispenses first.</p>	 <p>6.</p>	<p>Bottom of copy dispenses first.</p>
 <p>7.</p>	<p>Right side of copy dispenses first.</p>	 <p>8.</p>	<p>Left side of copy dispenses first.</p>

