

# Symbol & HP Scanner Quick Setup Guide

1.




Set All Defaults

2.




Low Volume

3.



IBM PC/AT & IBM PC Compatibles

4.




Do Not Transmit UPC-A Check Digit

5.




Do Not Transmit UPC-E Check Digit

6.




Scan Suffix

7.




7

8.



0

9.



0

10.




9

11.




Scan Options

12.



<DATA> <SUFFIX>

13.



Enter

Scan ALL for Symbol Scanners

For HP (Hewlett-Packard) Scanners, Scan 4-13. DO NOT SCAN 1-3.